



RESIDENTIAL PATIO COVERS AND CARPORTS

The purpose of this guide is to assist you in the permit process for your project. This handout is intended as a basic plan submittal under the 2021 International Residential Code. It is not intended to cover all circumstances. Depending on the scope and complexity of your project, additional and/or more detailed plans may be required.

HOW TO USE THIS GUIDE

COMPLETE THIS BUILDING GUIDE

Fill in the blanks on page two (2) and indicate which construction materials will be used. It is important to print legibly to help staff review the information. At least two (2) completed copies must be provided to apply for a building permit.

PROVIDE PLOT PLANS

Show the dimensions of your project and its relationship to existing setbacks, easements, structures on the property, and the distance to property lines. Identification of the location of existing easements is the responsibility of the property owner. Structures shall not be located on easements.

SUBMIT A COMPLETED PERMIT APPLICATION

Applications may be obtained at the City of Centennial or www.centennialco.gov. It is important that the permit is filled out completely to the best of your knowledge and that you provide any additional pertinent information.

CONSTRUCTION DETAILS

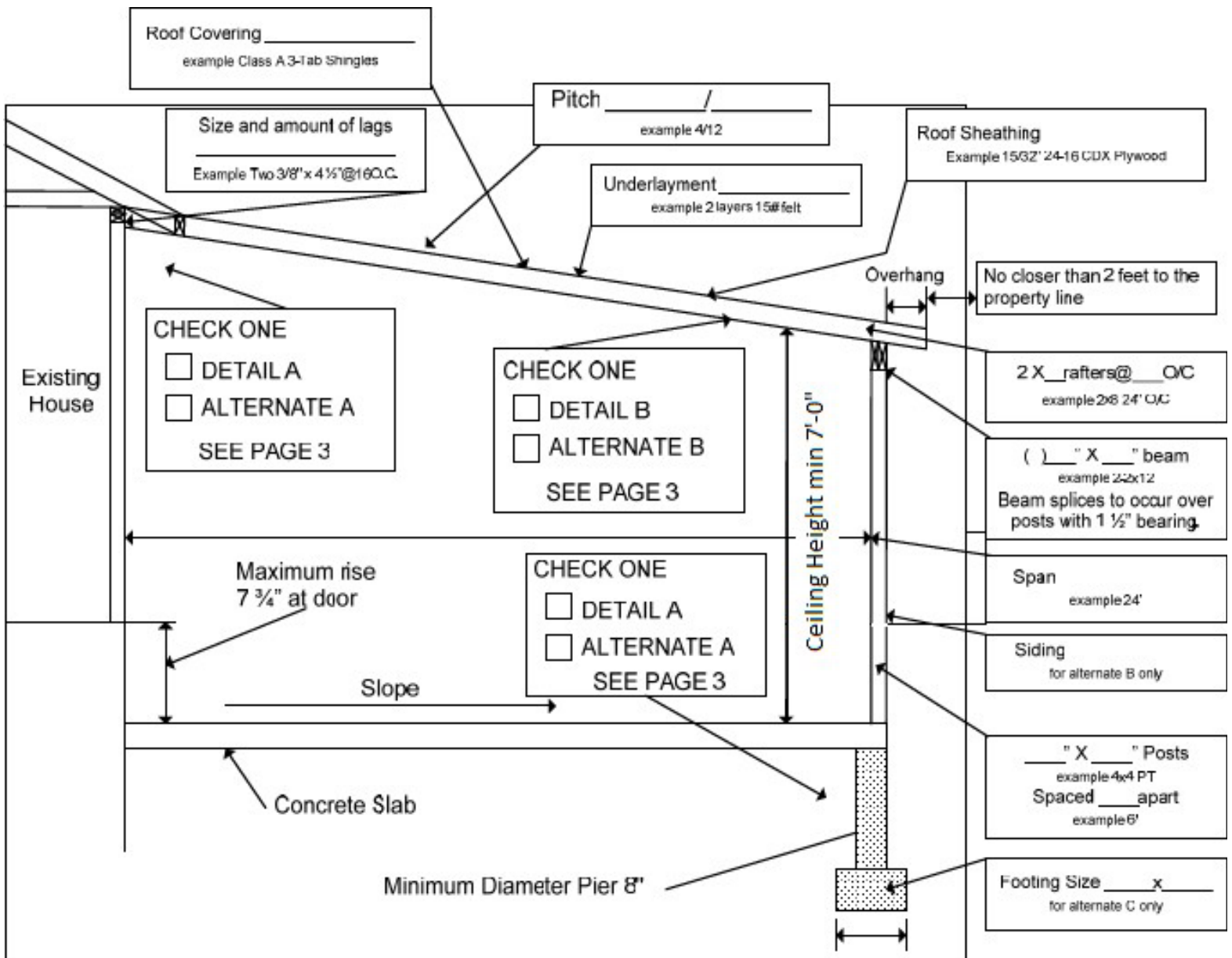
DIRECTIONS:

1. Fill in the blanks with dimensions and materials which will be used to build the structure. Please print legibly.
2. Indicate in the check boxes which details from page (3) will be used. If any of the sides of your carport addition are closer than 3' to the property line, that side of the carport must be enclosed with a solid 1-hour fire rated wall as shown in Alternate Details B2 and C. You must, however, keep at least two sides of the carport open to conform to the building Code requirements. Zoning approval is required.
3. Roofing to be installed per manufacturer's instructions, including low slope application, and required inspection(s) made.

RESIDENTIAL PATIO COVERS AND CARPORTS

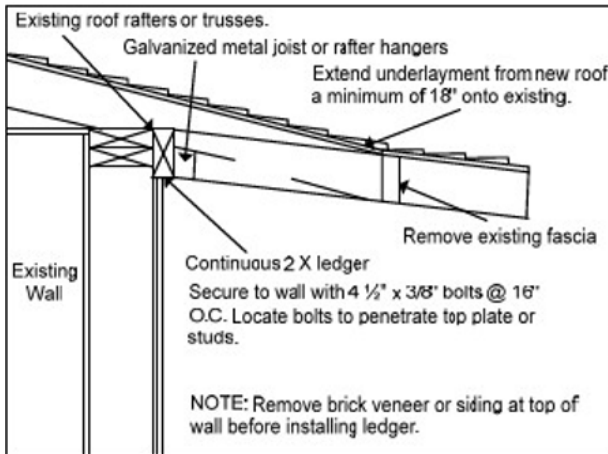
JOB SITE ADDRESS: _____

NOTE: ALL LUMBER EXPOSED TO THE ELEMENTS MUST BE NATURAL RESISTANT TO DECAY OR PRESSURE TREATED.

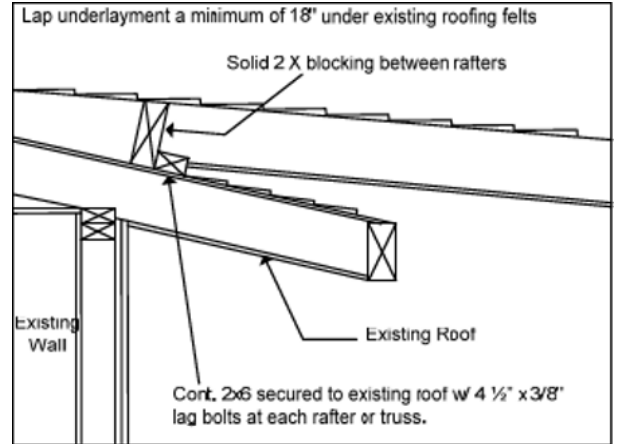


RESIDENTIAL PATIO COVERS AND CARPORTS

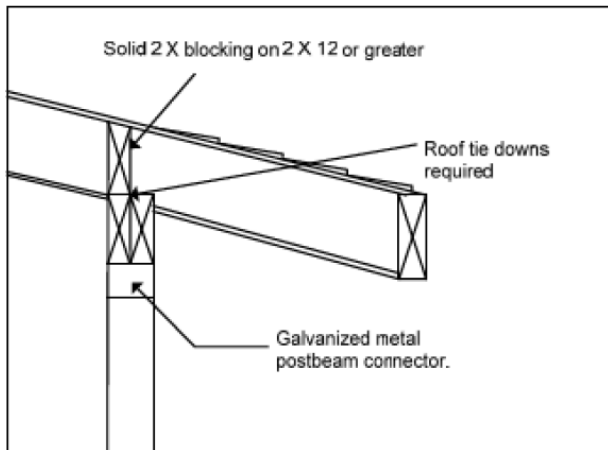
Detail A



Alternate Detail A



Detail B



Detail B2

