

# CITY OF CENTENNIAL BUDGET IN BRIEF 2024



## VISION

The City of Centennial is a connected community where neighborhoods matter, education is embraced, businesses are valued, and innovation is absolute.

## MISSION

Driven to provide exceptional service to the Centennial community.

## CORE VALUES

Collaborative  
Intentional  
Service-Oriented  
Innovative

The City of Centennial 2024 Annual Budget can be found on the City's website at [centennialco.gov](http://centennialco.gov)

## THE BUDGET PROCESS

The City's budget is the long-range plan by which financial policy is implemented and controlled. The City Charter, Colorado Constitution and the Colorado State Budget Law provide the basic legal requirements and timelines for the City's budget process. City Council's goals, City-wide objectives, ordinances and resolutions provide policy direction that responds to the needs and desires of the community.

The City develops a biennial budget, while City Council approves and adopts an annual budget in line with the City Charter. The budget must be balanced, which means that planned expenditures cannot exceed the sum of anticipated revenues and beginning fund balance. The City's fiscal year is January 1 through December 31.

## HOW MUCH DO CITY SERVICES COST YOU?

The City's **General Fund** budget for 2024 is \$65.5 million (excluding fund transfers). The General Fund pays for most City services including public safety, public works, community development, finance and


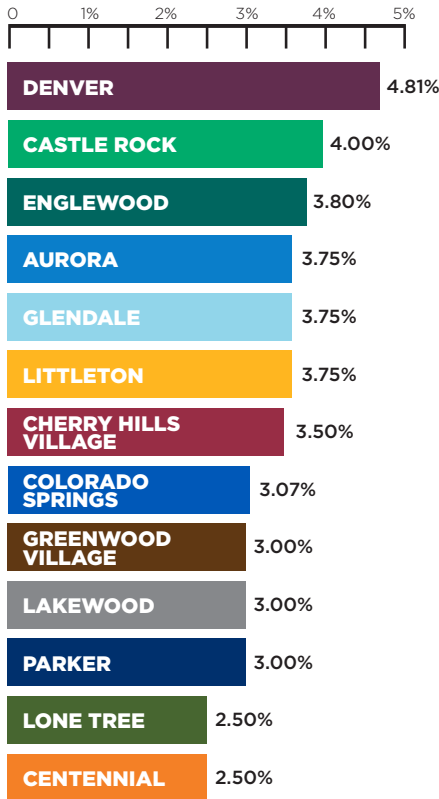
administrative functions, among others. For these General Fund services, the cost to serve each resident is expected to be \$1.70 per day, which is slightly higher than last year.



Public Safety	\$1.00
City Management	\$0.06
Legislative	\$0.05
Administrative	\$0.20
Community Development	\$0.14
Financial	\$0.19
Public Works (Non street related)	\$0.06

## SALES TAX COMPARISON

The total tax amount paid for goods and services is determined by the varying sales tax rates across different municipalities. Below, you can compare Centennial's sales tax rate with neighboring communities.



The City of Centennial has received the Distinguished Budget Presentation Award from the Government Finance Officers Association for the 2023 Budget. This award is the highest form of recognition in governmental budgeting.

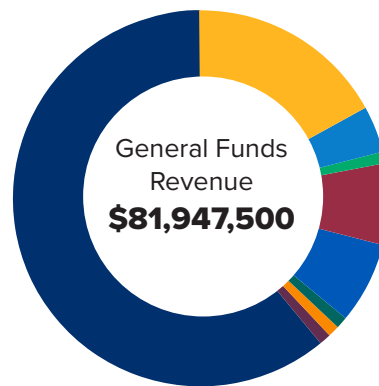
## GENERAL FUND REVENUES \$82.0 MILLION

### WHERE DOES THE MONEY COME FROM?

City Services is provided through the collection of various revenue sources, including:

- **Sales Tax** accounts for more than half of all General Fund revenues and is paid by consumers shopping at local businesses and online sales delivered within the City.
- **Property Tax** is the General Fund's second largest revenue source and paid by citizens and property owners within the City. The voter approved mill levy is 5.010 mills.
- **Construction Materials Use Tax** make up the City's Use Tax revenue in the General Fund and is paid by contractors and property owners for construction work on property within the City.

- **Franchise Fees** include Gas/Electric Franchise Fees and Cable Franchise Fees. These fees are compensation for benefits and privileges granted under various agreements.
- **Intergovernmental** revenue includes monies collected by and received from the federal government, state, county, and other municipalities..
- **Fines & Fees** and **License & Permit** revenue includes court fines, permit fees and licensing fees among other various sources.
- **Other Taxes** includes Specific Ownership and Cigarette taxes.
- **Miscellaneous** revenue includes items such as Business/Sales Tax Licensing and investment income.



Sales Tax \$51,200,200 / 62.5%

Property Tax \$13,500,000 / 16.5%

Construction Use Tax \$2,931,500 / 3.6%

Other Taxes \$1,134,400 / 1.4%

Franchise Fees \$5,580,800 / 6.8%

Fines & Fees, Licenses & Permits \$5,746,300 / 7.0%

Investment Income \$1,000,000 / 1.2%

Intergovernmental \$40,000 / 0%

Other Revenue \$814,500 / 1.0%

### 2024 BUDGET HIGHLIGHTS - REVENUE

Budgeted revenues for the General Fund are expected to increase from the 2023 Budget by \$5.7 million (7.5%). Sales Tax, Property Tax, Fines and Fee, and License and Permit revenues are the driving sources of this increase.

- Property Tax revenues will come in higher than budget due to increase valuations.
- The year-over-year increase reflects the strong fiscal position of the City together with stronger recovery and growth from sales tax revenues.

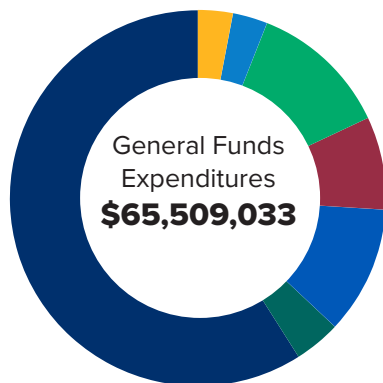
- The 2024 Revenue Manual can be found online at [centennialco.gov/cityfunding](http://centennialco.gov/cityfunding).

The Revenue Manual is intended to provide a comprehensive guide to the City's major revenue sources. Within this revenue manual, readers will find the City's revenues categorized by fund, a description of each revenue source pertinent data visualizations and tools the City uses in forecast models.

# GENERAL FUND EXPENDITURES \$65.5 MILLION

## WHERE DOES THE MONEY GO?

- **Public Safety** services make up approximately 59% of General Fund expenditures and includes Law Enforcement, Municipal Court and Animal Services.
- **Administrative Services**, such as Human Resources, Communications and Information Technology support functions within the City.
- **Financial Services** include sales tax collection and administration, auditing, and payments according to revenue sharing agreements.
- **Legislative Services** include the City Attorney's Office, City Clerk's Office and Elected Officials.
- **City Management** includes the City Manager's Office and the Office of Strategic Initiatives.
- **Community & Economic Development** includes Code Compliance services and Community & Economic Development Administration.
- **Public Works** provides several services including: snow plowing, traffic signal maintenance, roadway repair and maintenance, and street light/traffic signal utilities. Most Public Works costs reside in the Street Fund.



**Public Safety** \$38,680,255 / 59.05%

**City Management** \$2,109,330 / 3.22%

**Legislative** \$2,046,790 / 3.12%

**Administrative** \$7,649,448 / 11.68%

**Community Dev.** \$5,469,530 / 8.35%

**Financial** \$7,244,160 / 11.06%

**Public Works** \$2,309,520 / 3.53%  
(Non street related)

## 2024 BUDGET HIGHLIGHTS - EXPENDITURES

Budgeted expenditures for the General Fund are expected to increase from the 2023 Adopted Budget by \$4.9 million (8.1%), **excluding fund transfers to the Street Fund and Capital**

**Improvement Fund.** This increase is primarily due to changes for Law Enforcement contracted services such as new officers, replacing vehicles, and upgrading equipment.

## STRATEGIC INITIATIVES



### ECONOMIC VITALITY

Centennial's access to an educated workforce, superior infrastructure, and predictable policies provide an environment where businesses flourish.



### FISCAL SUSTAINABILITY

Through prudent budgeting and investment practices, Centennial demonstrates fiscal responsibility and is resilient to economic change.



### FUTURE READY CITY GOVERNMENT

Our City government is attentive to the community's current needs while anticipating change. Centennial is innovative and prepared to leverage technology and resources to benefit our community.



### PUBLIC SAFETY & HEALTH

Centennial strives to be the safest City in Colorado and partners with other agencies to ensure access to public safety and health services that meet the needs of the community.



### SIGNATURE CENTENNIAL

Through intentional planning and community investment, Centennial is a desirable, inclusive community with a lasting built environment, memorable places, and experiences that bring people together.



### TRANSPORTATION & MOBILITY

Centennial's transportation network provides alternatives for the safe, efficient, and reliable movement of people, goods, and services.

## THE STREET FUND – A CLOSER LOOK –

City Council established the Street Fund to enhance transparency in street and transportation related expenses. Street Fund expenses include both operational expenses (i.e. snow plowing, roadway repair and maintenance, and street light utilities) and street and transportation capital projects (i.e. road widenings, sidewalk construction, new traffic signals). These street-related expenses represent a significant portion of the City's total budget.

The Street Fund is funded by specific revenues dedicated to transportation, grants and partner funding, and transfers from General Fund. Through long-term planning and diligent budgeting, the City completes significant street operations and maintenance as well as capital projects with cash, which means the City has no outstanding debt.

The City strives for fiscal responsibility by actively seeking grants to support projects in the Street Fund. We are delighted to be the recipient of multiple grants from the Denver Regional Council of Governments (DRCOG), Colorado Department of Transportation (CDOT), and agency partners to assist in funding projects identified in the City's 2030 Transportation Master Plan. These grants total upwards of \$33 million in 2024 and future fiscal years.

### 2024 MAJOR STREET FUND EXPENDITURES

- Public Works contract with Jacobs - \$16.2M
- Street Rehabilitation Program - \$12.0M
- Orchard Rd Widening - \$1.9M
- County Line Rd Widening - \$3.0M\*
- Traffic Signals - \$7.2M
- Sidewalks - \$2.1M
- Street Lights - \$1.9M

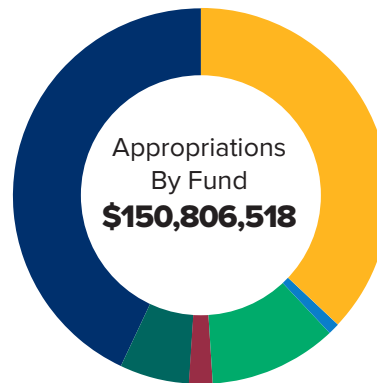
\* County Line Rd. Widening is a Douglas County led project which the City is a funding partner.

**Disclaimer:** Please note all project costs and timelines are estimates and could change.

## BUDGET APPROPRIATIONS BY FUND \$150.8 MILLION

Budget appropriations are specific amounts of money authorized by the City Council for approved expenditures. Annual amounts are appropriated by fund.

Each fund has a different purpose, as described below. The majority of expenditures are for public works, public safety and capital project costs.



**General Fund \$65,509,033 / 43%**

**Street Fund \$55,842,750 / 37%**

**Capital Improvement \$1,732,000 / 1%**

**Open Space Fund \$16,540,150 / 11%**

**Conservation Trust \$2,500,000 / 2%**

**Fiber Fund \$345,000 / 0%**

**GID & CURA \$8,337,585 / 6%**

## FUND DESCRIPTIONS

**THE GENERAL FUND** makes up approximately 43% of the total City budget. This is the City's main operating fund.

**THE STREET FUND** makes up approximately 37% of the total City budget. It is used for street related capital projects and programs such as the Street Rehabilitation Program, street, intersection and sidepath improvements, and snow plowing.

**THE CAPITAL IMPROVEMENT FUND** makes up approximately 1% of the total City budget and is used for non-street capital projects such as building improvements and IT infrastructure.

### OPEN SPACE FUND & CONSERVATION TRUST FUND

are both primarily used for park and trail acquisition, improvements, and maintenance. These funds are restricted and must be used for specific purposes.

**THE FIBER FUND** is used for revenues and expenditures related to the City's Fiber network including maintenance, network monitoring and repair.

### THE GENERAL IMPROVEMENT DISTRICT (GID) FUNDS & THE CENTENNIAL URBAN REDEVELOPMENT AUTHORITY (CURA) FUND

are component units. Each entity brings in revenue and has its own expenditures.



13133 E. Arapahoe Road • Centennial, CO 80112 • (303) 325-8000  
[centennialco.gov](http://centennialco.gov)